



August 31, 2016

State of Idaho  
Idaho Public Utilities Commission  
P.O. Box 83720  
Boise, Idaho 83720-0074

RE: Monthly Deferred Cost Report

Attached is the PGA monthly report of activity in the Gas Deferral Accounts for July 2016. This information is submitted in compliance with Order Number 33402 issued in the Company's Purchase Gas Cost Adjustment filing (Case No. AVU-G-15-02). This report is being filed in electronic format only per approval from the filing center.

If you have any questions regarding this information please feel free to call me at (509) 495-4873.

Sincerely,

*Ryan Finesilver*

Ryan Finesilver  
Regulatory Analyst  
State and Federal Regulation

Enclosures

Avista Utilities  
State of Idaho  
Gas Costs Deferred and Amortized

	Last Year	November - June 2016 Account Activity			July 2016 Account Activity		Total
	Balance Ending 10/31/15 <Refund> or Surcharge	Refunded or <Surcharged> To Customers	Interest <Refunded> or Surcharged to Customers	Balance Ending <Refund> or Surcharge	Refunded or <Surcharged> To Customers	Interest <Refunded> or Surcharged to Customers	Balance Ending <Refund> or Surcharge
Summary of Amortization (Note 1)	\$ (4,033,698.74)	\$ 1,749,967.71	\$ (5,899.98)	\$ (2,289,631.01)	\$ 61,912.60	\$ (179.11)	\$ (2,227,897.52)

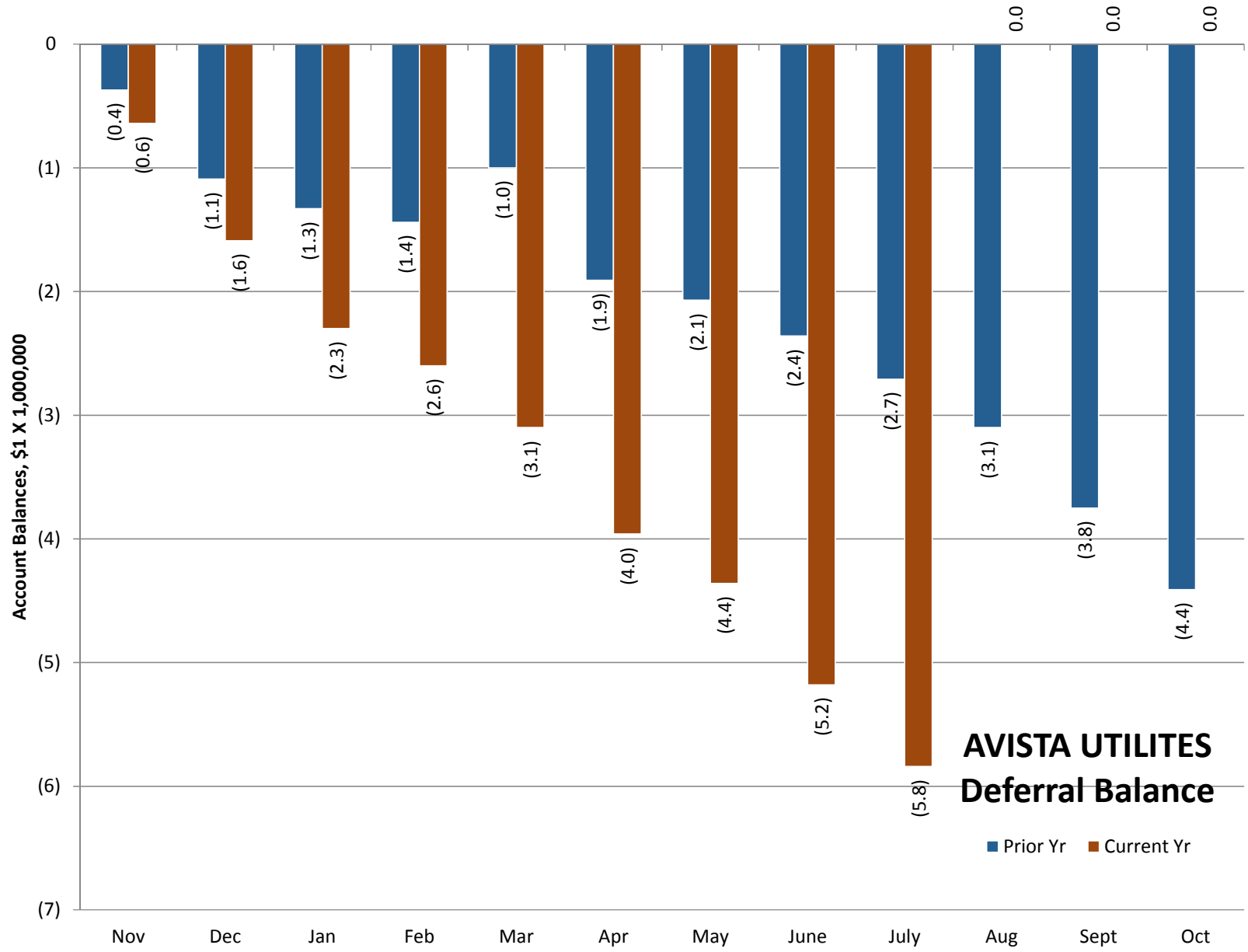
	Balance Ending 10/31/15 <Refund> or Surcharge	<Refund> or Surcharge Deferred	Interest <Refund> or Surcharge Deferred	Balance Ending <Refund> or Surcharge	<Refund> or Surcharge Deferred	Interest <Refund> or Surcharge Deferred	Balance Ending <Refund> or Surcharge
Summary of Deferral (Note 2)	\$0.00	\$ (5,149,733.72)	\$ (31,241.81)	(\$5,180,975.53)	\$ (652,890.09)	\$ (6,292.64)	(\$5,840,158.26)

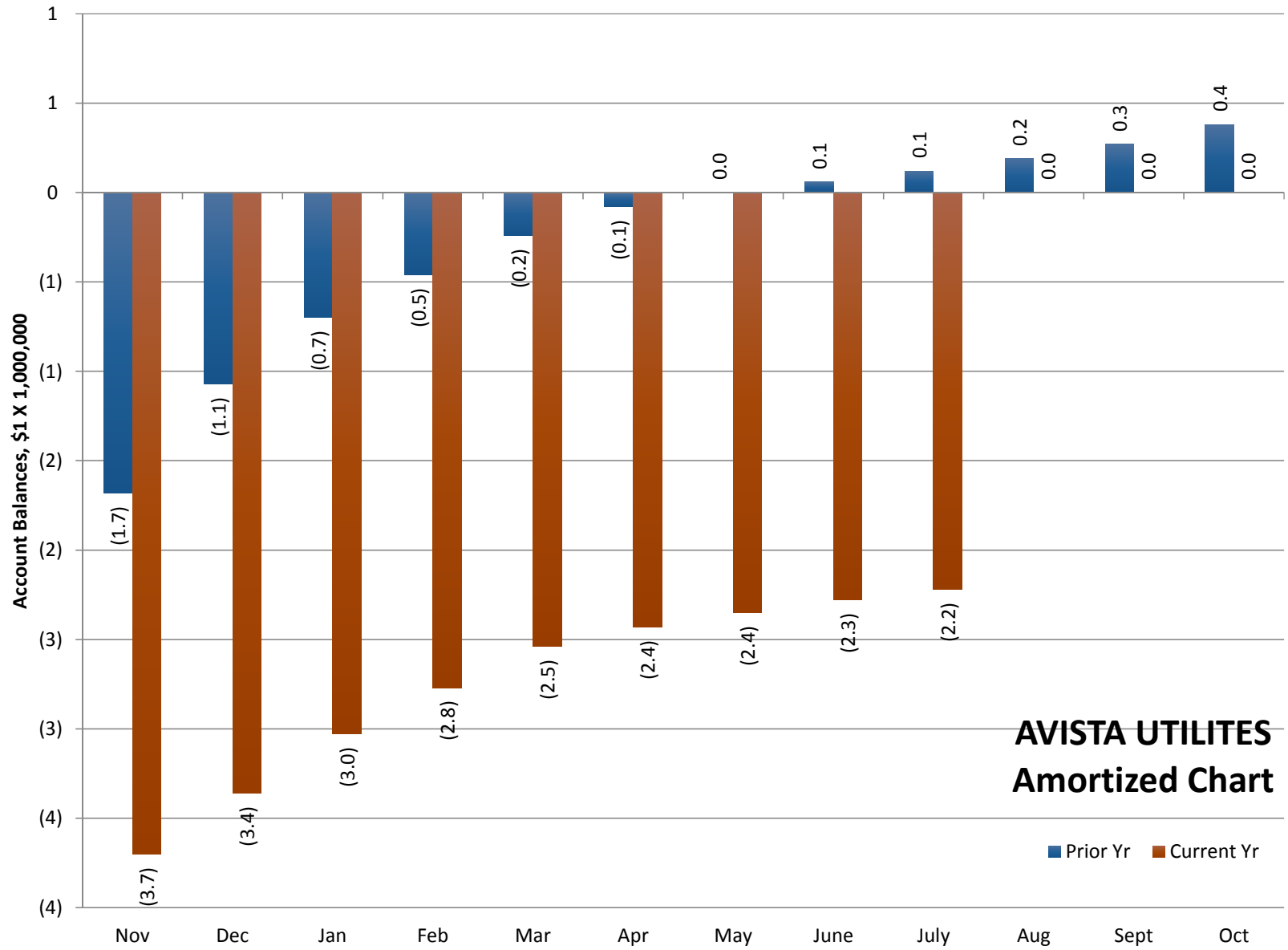
	Balance Ending 10/31/15 <Refund> or Surcharge	Net Refund or <Surcharge> To Customers	Interest <Refund> or Surcharge to Customers	Balance Ending <Refund> or Surcharge	Net Refund or <Surcharge> To Customers	Interest <Refund> or Surcharge to Customers	Balance Ending <Refund> or Surcharge
Total of Amortization and Deferrals	(\$4,033,698.74)	(\$3,399,766.01)	(\$37,141.79)	(\$7,470,606.54)	(\$590,977.49)	(\$6,471.75)	(\$8,068,055.78)
						\$0.00	\$0.00

Note 1 - Amortization is recorded in Account 191000 based on Seventieth Revision Sheet 155, effective 10/1/15. This Sheet increases the rates of firm Schedules 101 and 111 by \$2.886 cents per therm in all blocks and decreases the rates of Schedule 131 by \$3.020 cents per therm.

Note 2 - Twenty first Revision Sheet 150, effective 10/1/15, governs the accounting of deferred gas cost differences. These differences are recorded monthly to Account 191010 and are based on the weighted average cost of gas, excluding gross revenue factor, per therm as follows; the effectiveness of revenue adjustment items, per therm as follows;

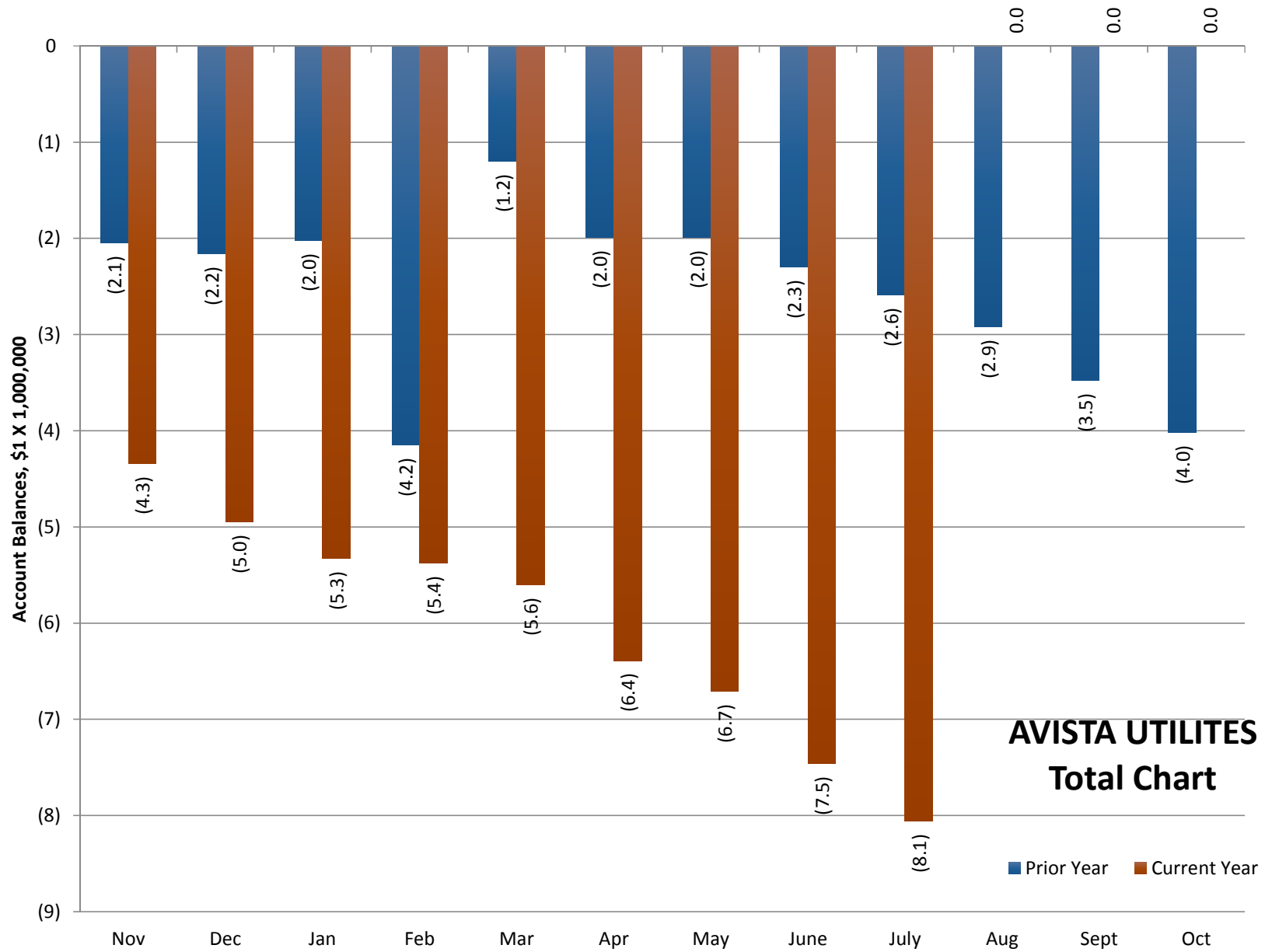
(before revenue conversion)	Firm Schedule 101	Firm Schedule 111	Firm Schedule 112	Interruptible Schedule 131	Interruptible Schedule 132
Demand Cost	\$10.90900	\$10.90900	\$10.90900		
Commodity Cost	\$25.19800	\$25.19800	\$25.19800	\$25.19800	\$25.19800
Total Gas Cost	\$36.10700	\$36.10700	\$36.10700	\$25.19800	\$25.19800





**AVISTA UTILITES  
Amortized Chart**

■ Prior Yr ■ Current Yr



	Net Deferrals Bal			Deferral Balance (191010)			Unamortized Bal (191000)	
	2014 / 2015	2015 / 2016		2014 / 2015	2015 / 2016		2014 / 2015	2015 / 2016
Nov	(2.1)	(4.3)	Nov	(0.4)	(0.6)	Nov	(1.7)	(3.7)
Dec	(2.2)	(5.0)	Dec	(1.1)	(1.6)	Dec	(1.1)	(3.4)
Jan	(2.0)	(5.3)	Jan	(1.3)	(2.3)	Jan	(0.7)	(3.0)
Feb	(4.2)	(5.4)	Feb	(1.4)	(2.6)	Feb	(0.5)	(2.8)
Mar	(1.2)	(5.6)	Mar	(1.0)	(3.1)	Mar	(0.2)	(2.5)
Apr	(2.0)	(6.4)	Apr	(1.9)	(4.0)	Apr	(0.1)	(2.4)
May	(2.0)	(6.7)	May	(2.1)	(4.4)	May	0.0	(2.4)
June	(2.3)	(7.5)	June	(2.4)	(5.2)	June	0.1	(2.3)
July	(2.6)	(8.1)	July	(2.7)	(5.8)	July	0.1	(2.2)
Aug	(2.9)	0.0	Aug	(3.1)	0.0	Aug	0.2	0.0
Sept	(3.5)	0.0	Sept	(3.8)	0.0	Sept	0.3	0.0
Oct	(4.0)	0.0	Oct	(4.4)	0.0	Oct	0.4	0.0
Nov	(2,051,019)	(4,342,874)	Nov	(370,318)	(640,603)	Nov	(1,680,701)	(3,702,271)
Dec	(2,161,255)	(4,952,266)	Dec	(1,094,667)	(1,590,940)	Dec	(1,066,588)	(3,361,326)
Jan	(2,024,934)	(5,332,794)	Jan	(1,328,071)	(2,303,619)	Jan	(696,863)	(3,029,175)
Feb	(4,152,736)	(5,378,335)	Feb	(1,437,600)	(2,603,493)	Feb	(456,435)	(2,774,842)
Mar	(1,215,415)	(5,647,454)	Mar	(971,537)	(3,103,479)	Feb	(243,878)	(2,543,975)
Apr	(1,991,696)	(6,390,149)	Apr	(1,908,351)	(3,958,355)	Apr	(83,345)	(2,431,794)
May	(2,076,137)	(6,708,586)	May	(2,074,292)	(4,362,532)	May	(1,845)	(2,346,054)
June	(2,302,026)	(7,458,545)	June	(2,362,722)	(5,180,976)	June	60,696	(2,277,570)
July	(2,586,851)	(8,055,985)	July	(2,706,482)	(5,840,158)	July	119,631	(2,215,826)
Aug	(2,915,241)	0	Aug	(3,102,943)		Aug	187,702	
Sept	(3,483,731)	0	Sept	(3,751,112)		Sept	267,381	
Oct	(4,021,717)	0	Oct	(4,406,464)		Oct	384,747	

